
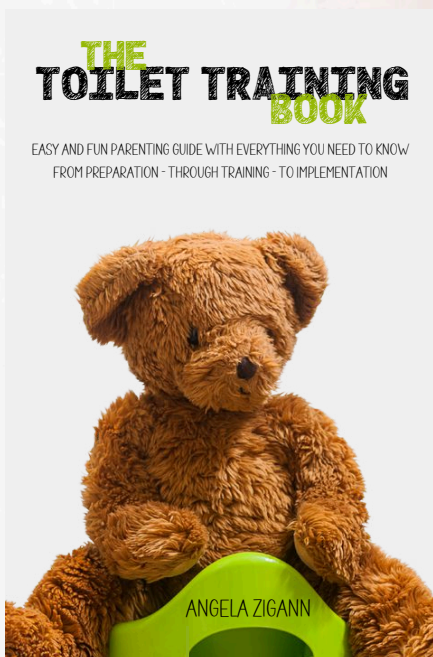


RESOURCES FOR TOILET TRAINING

ACCOMPANYING THE BOOKS:



AND:



DEAR READER,

Thank you for checking out either or even both of my books, supporting your child and you as their parent with the exciting subject of potty training.

Within the following pages you will find the resources for **'The Toilet Training Book'**, containing different sample training charts, several sticker sheets (to be printed on sticker paper), as well as your checklist with all the tiny steps between reading the book and finally enjoying potty training with your child.

And you'll also find the resources for **'Clara and her Potty'**, with some colouring pages from the beloved children's potty training book, to keep your little one entertained while practicing how to use the potty.

I really hope you will find these resources and of course the books helpful and supportive on your (child's) potty training journey. If so, please point other parents to them - it might be helpful for them as well.

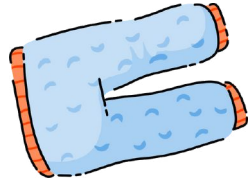
Thank you so much!
Enjoy the time with your little hero.

Lovely greetings,
Angela

See you @ www.GoCrazyHappy.com







's Potty Chart



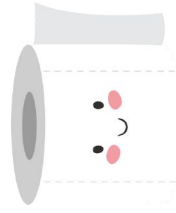







pull down
my pants










sit on my
potty










pee in my
potty





wipe



wash my
hands





Fantastic!



Fantastic!



Fantastic!



Fantastic!



Well done!



Well done!



Well done!



Well done!



Fabulous!



Fabulous!



Fabulous!



Fabulous!



Wow!



Wow!



Wow!



Wow!



Very good!



Very good!



Very good!



Very good!



Great job!



Great job!




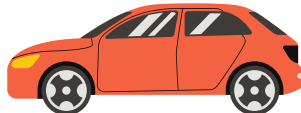

Great job!



Great job!









Checklist for little Heroes

- 4-6 months before
- dates set & time blocked around and after those dates, take time off, maybe create your own potty calendar
 - say goodbye to night time feeding and bedtime meals in time
 - "Once we get rid of the nappy! Haha! That'll be great!"
 - Get 2-3 children's books on the topic of potty training and gradually start reading them to your child (not all at once!). In the end, your child will decide which book he or she wants to read over and over again.
 - buy a potty
 - "Once we get rid of the nappy! Haha! That'll be great!" complemented by the question "And do you know what we'll do then? ... Buy knickers!"
 - Plan for or include siblings.
Recruit help for emergencies and/or training support.
- 1 month before
- Start talking about what kind of undies your child would love to have. Always end with the sentence "Well, we'll see what's available and YOU choose!"
 - For the sticker charts: either paper and crayons or print out your pick from the sample charts. either print out stickers on sticker paper or buy different sticker sheets.
 - buy & wash molton underpads
 - 4 to 6 small gifts (mini colouring book, mini books to read on the toilet, a Lego figure, or the likes)
 - 2 to 3 larger gifts (a doll, a car that can do something, a dinosaur)
- 2 weeks before
- Shopping: stock up on daily needs and hygiene articles, food, drinks
 - Pre-cook and freeze food or otherwise prepare meals.
- Count Down last week
- "You know what we're doing next week / in a few days / tomorrow? ... Potty training! Yeahh! ... Are you ready?", "Tomorrow we'll go buy undies! And we'll wash them and then we'll do potty training the next day!".
 - Last-minute errands. You will be housebound for a couple of days.
- 1 day before
- Go buy undies together. (cut out the labels!!)
 - Wash and dry undies together.
 - Make beds and put on molton pads.
 - Prepare everything (wet wipes, pants, paper and pens, stickers, presents ...)
 - In the evening, go over the "Three Days Awake Chapter" again and take a deep breath!




Go Crazy Happy



Go Crazy Happy







Go Crazy Happy

